



*Total Solution Provider in Saw Device*

---

# SA2426AM

Wireless , RF SAW Filter

Revision 0: September 2010



- Electrical Characteristics
  - Package Dimensions
  - Testing Environment
  - Frequency Characteristics
- 

**SAWNICS Inc.**

---

460 Cheonheung-ri, Seonggeo-eup, Cheonan-si, Chungcheongnam-do, 330-836 / Korea.  
Tel: +82 41 550 9372 / Fax: +82 41 550 9399 / [www.sawnics.com](http://www.sawnics.com)



## □ Electrical Characteristics

### Maximum Ratings

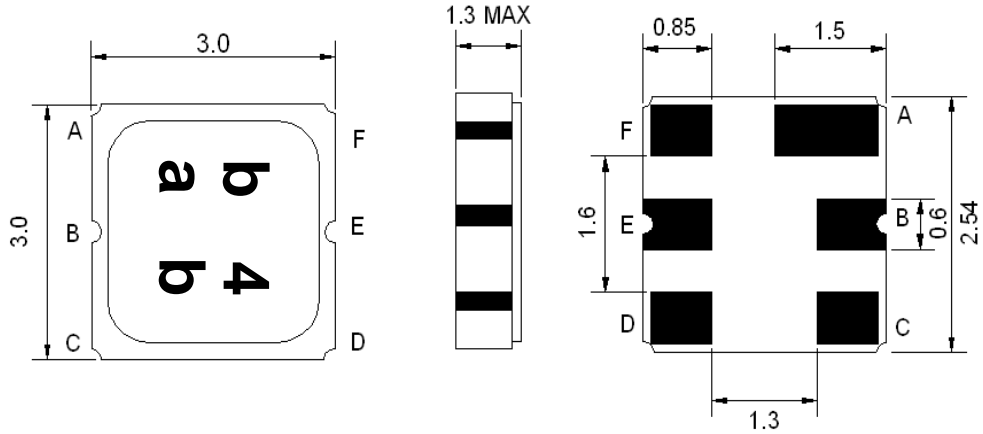
Parameters Description	Unit	Minimum	Typical	Maximum
Operating Temperature Range	°C	-30	-	+80
Storage Temperature Range	°C	-40	-	+85
Maximum DC Voltage	V	-	-	0
Maximum Input Power	dBm	-	-	10
Source Impedance (single ended) <sup>(1)</sup>	Ω	-	50	-
Load Impedance (single ended) <sup>(1)</sup>	Ω	-	50	-
Package type & size	M			
Length x Width	mm <sup>2</sup>	-	3.0 x 3.0	-
Height	mm	-	-	1.3

### Electrical Specification

Parameters Description	Unit	Minimum	Typical	Maximum
Center Frequency (Fo)	MHz	-	2426.0	-
Insertion Loss within 2400.0 ~ 2452.0 MHz	dB	-	2.7	3.5
Amplitude Ripple within 2400.0 ~ 2452.0MHz	dB <sub>p-p</sub>	-	1.5	2.2
Attenuation:				
2500.0~ 2700.0 MHz	dB	30	43	-
VSWR within 2400.0 ~ 2452.0 MHz	-	-	1.7	2.3

**Notes :** (1) No Matching Network (Ref. Testing Environment Circuit as shown below).

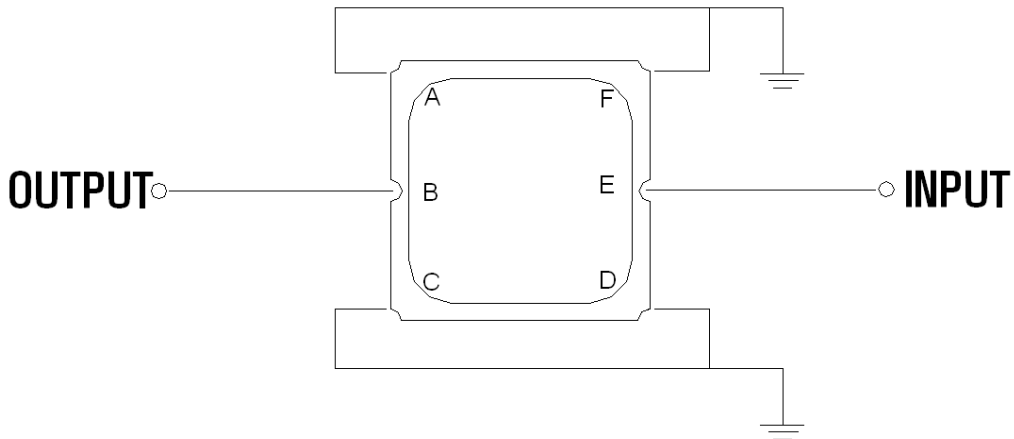
**Package Dimensions**



Marking Descriptions	
b	Wireless Application
4	Series Number
a	Date Code(Year)
b	Date Code(Month)

Pin Description	
A, C, D, F	Ground
E	In or Out
B	Out or In

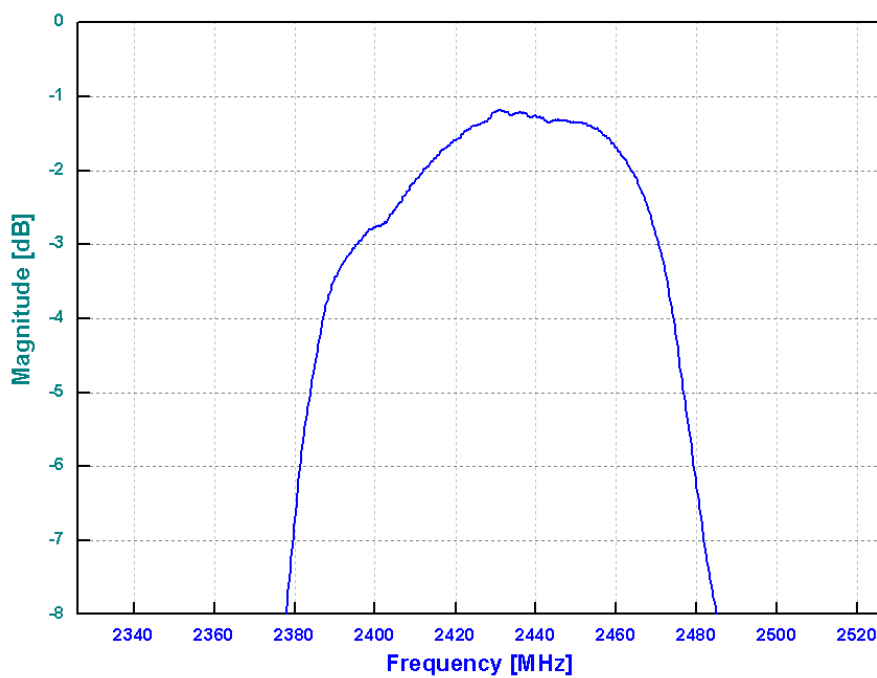
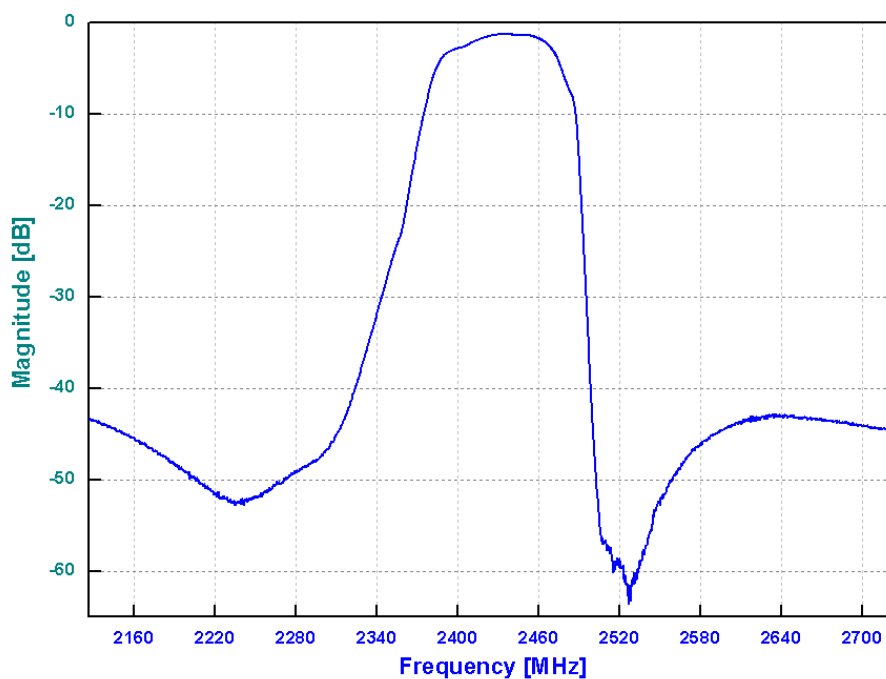
**Testing Environment**



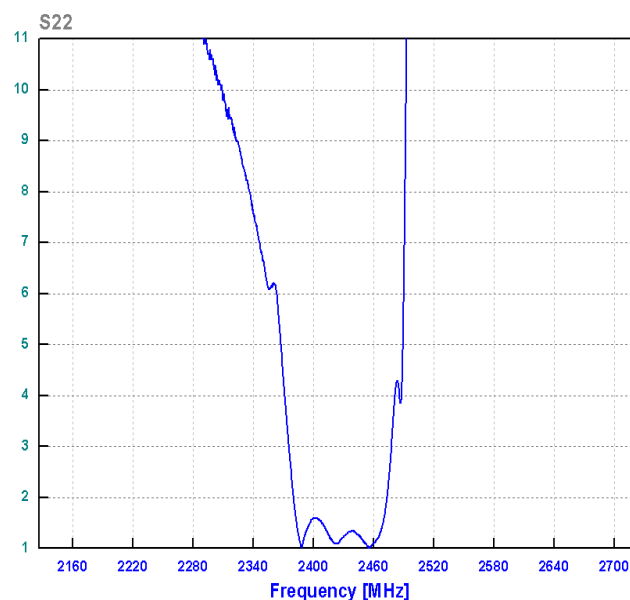
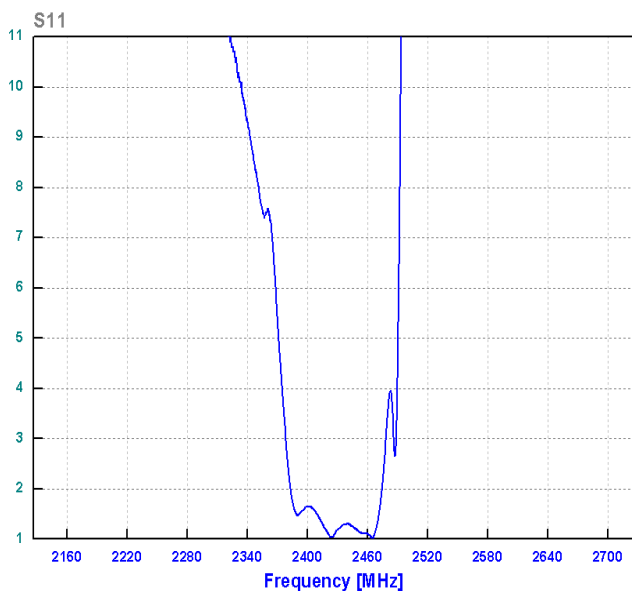
Source & Load Impedance: 50 Ω

## □ Frequency Characteristics

Frequency Response



### VSWR



### Smith Chart

